

WRCC

News
May
2010

Publication of the Wichita Radio Control Club

AMA Club 316
IMAA Chapter 371

2010 Club Officers

President:

Terry Grimes

Vice-President:

Marvin Blankenship

Treasurer:

Terry Powell

Secretary/Newsletter:

Dawn Morse

Safety Coordinator:

Gene Morse

Webmaster:

Richard Bereman

Club Address:

WRCC
c/o Kansas Aviation Museum
3350 George Washington Blvd
Wichita, KS 67210

Inside this issue:

Notes from the President	1
Next WRCC Meeting	1
Vice President Corner	2
Memorial Day at KAM	3
Fun Fly in Colby	4
April Meeting Notes	5-6
Safety Matters	6

Read your newsletter
online at
www.wichitaradiocontrolclub.org

Notes from the President

By Terry Grimes

Hi all:

As always Kansas spring weather has been windy and wet but I hope you all have had some chances to fly and have fun.

The few times I have been out at Chapin flying field there's been a great turn out of flyers. I hope the other flying fields are having fun and good participation.

Be sure to read the field rules or to refresh your memory on the field rules at each flying site. For the most part the rules are the same but there are some differences at each field; be sure to help your fellow modelers remember and follow the rules—not just WRCC members but all modelers.

Remember we need to check for AMA compliance. AMA is required at all of our flying fields NO EXCEPTIONS.

Be sure to visit the WRCC website for all the up-to-date info on flying in the Kansas area. Richard our webmaster does a great job for us.

See you out flying


Terry G

May Meeting

The May meeting will be on Thursday, May 27th at the Wichita Aviation Museum. The agenda will include:

- Field reports
- Event updates
- Raffle
- Attendance drawing

The meeting will begin at 7:00pm.



Newsletter

Submit your stories and pictures to the WRCC News!
Deadline is the 2nd Friday of each month.
E-mail to newsletter@wichitaradiocontrolclub.org .
Please include your contact information.

Vice President's Corner

By Marvin Blankenship

Organizing the shop:

Now that the weather is good for flying, it's time to clean up the shop and organize for the next building season. Here are some things I have done to make it a little easier to find things around my shop.

I have installed a bit of peg board and set sections for storing parts to be used on future projects, grouping each area of components together in sections needed for assembly of aircraft.

Much like a hobby shop. I have a section for tools, and a section for assembly which is a building area.

The building table is a simple bench made from 2x4s with a hollow core door that will work for a building platform that is not fastened to anything so it can be moved around to accommodate what I am working on. I also have built a storage area for parts that may come in handy for repairs (accumulation of junk) which can be concealed for the next project or repair.

Then there is storage of airframes that are in various stages of construction. I have purchased 2 each 2x4s and drilled matching dowel holes bolted to wall for adjustable shelf-style dowels to support wings and airframes.



Memorial Day is Local Appreciation at the Kansas Aviation Museum

The annual Memorial Weekend Local Appreciation is a golden opportunity for families to optimize their budget and visit the Kansas Aviation Museum that the community is coming to love so well. During regular business hours from Thursday, May 27th through Monday May 31st, all tickets are \$6 dollars per person, a savings of approximately 15% per family. For this event, the FedEx 727 and KC 135 will be open for exhibition to the public. In addition, there will be vending and fun activities for children of all ages. This event is the Kansas Aviation Museum's gift to Wichita and a great opportunity for families to enjoy a fantastic, spring outing.



Cost for the event is by special admission and does include full museum access: \$6.00 per person plus tax.

Contact:


Lon Smith, Director

(316) 683-9242

(316) 683-0573

lonsmith@kansasaviationmuseum.org

www.kansasaviationmuseum.org



Regular Hours of Operation:

Monday - Saturday - 10am-5pm

Sunday - 12pm-5pm

Colby RC Flyers



RC FUN FLY

June 12 & 13 2010

(Saturday & Sunday) Daylight to Dusk Both Days

Colby, KS At The Club's Flying Field: From the intersection of Hwy 24 & Hwy 25 in Colby, KS, 7 miles north on Hwy 25, 1/8th mile east. Or: 5 miles south of the Rawlins/Thomas County line on Hwy 25. (39° 29' 42"N, 101° 03' 07" W)

Come join the fun and try our club RC trainer.

Open Flying, Flying contests (Spot Drops, Spot Landings, ETC.)

FREE Iced Tea & Water for everyone, Food and soft drinks available for a minimal fee.

RAFFLE prize drawing for a Great Planes MK II Super Sportster .40 size ARF to be held Sunday at noon. Must be present to win.

A \$10.00 pilot landing fee, good for both days, includes entrance in **DRAWINGS** to be held each day. Must be present to win. AMA Chartered Club #4565.

Two 70 ft. X 420ft. groomed native sod runways, roomy pits with tables, run-up/service platforms, 6 pilot stations, covered shelter, restrooms, convenient parking and a large spectator area.

Free primitive camping & Non-serviced RV Parking at the field is encouraged and welcome, please call in advance. we want to accommodate you. **Full Service RV Park:** Bourquin's Old Depot Restaurant RV Park & Campground, 785-462-3300 **Motels:** Best Western Crown Motel-785-462-3943, Budget Inn Suites-785-462-3338, Colby Quality Inn-785-462-3933, Comfort Inn-800-794-9492, Country Club Drive Motel-785-462-7568, Days Inn-785-462-8691, Holiday Inn Express-785-462-8787, Motel 6-785-462-8201

For more info: Bob Dible 785-687-2626, David Backus 785-460-6941, Nick Nichols 785-460-6357 or Marvin Farmer 785-460-7767

COLBY RC FLYERS

Terry Grimes called the meeting to order.

Visitors: Richard "Dick" Etherington was a charter member, and is re-joining the club!

Announcements:

Riley County Fliers Fun Fly will be added to the calendar
Raffle opportunity from the 2010 US Scale Team

Minutes of the March meetings were presented and approved.

Reports:

Treasurer – Terry Powell gave report.

Calendar – racing event has been added. Question was asked for clarification on how the racing group is related to the WRCC. We support, but do not sponsor.

Safety – no report.

Newsletter – would like to give credit for the photos to Terry Grimes and Greg Hooper.

Website – new IMAA event information has been added.

Chapin – field has been mowed recently. Anyone is welcome to mow as they have the opportunity.

Combat – had 11 participants this week, 7 the previous event. Had a lot of spectators.
Dedication was made, but member was concerned that WRCC wasn't mentioned. Wrote a letter to Rep. Skelton to voice concern.

Beech –. Mowing is being maintained.

Afton – Go-cart races are this weekend, so our field is shut down for this weekend until about 5-6pm Sunday.

Fall Jumbo Fly – Bob has talked to the Marine Corps. They will send a representative to a meeting closer to the event. Bob has talked to some others who will come from out of town to do events. Question was asked if Jumbo Fly attendees need park permits. Terry will call to clarify.

New Business:

None

Open discussion:

Wichita Aviation Museum had an event, and member was concerned that we did not have anyone from our club represented there. Note was made that the WAM website is linked to ours.

WAM will be beginning the hanger across the street from a large donation.

Marvin asked if the group wanted to put anything together for the River Run parade. Group thinks it is too late for this year, but we should consider it for next year.

Jerry Salter talked about the Design and Fly event. The WSU team had an issue with the brass gears on the motor – had several fail.

The group took a break.

Show and Tell:

Jerry Salter let the group know that Ace Hardware has some fuel-safe tubing on sale.

Attendance Drawing:


William Bayer was drawn, but was not present. Next meeting the drawing will be \$20.

Raffle:

Thanks to Hangar Hobby for help with the Raffle Prizes

Dennis DeMoure	Terry Grimes (2)	Don Pemberton (2)	Matt Paulson (2)
Marvin Blankenship	Jim Sheils (2)	Jerry Salter	Gene Morse
Vernell Tallman (2)	Bob Maltby	Terry Powell	

Meeting adjourned at 7:45.



Safety Matters

Submitted by Gene Morse

I ran across the following article on About.com. Even though it is written for RC cars, the same basic principles apply. See the original article at <http://rcvehicles.about.com/od/safety/qt/nitrosafety.htm>.

Handle and Store Nitro Fuel Safely

Operating Your RC Safely

By [Michael James](#), About.com Guide

Fueling: [Nitromethane or nitro fuel](#) is highly flammable. Just as you avoid smoke while fueling the family car, avoid smoking and open flames around the nitro fuel for your RC. When fueling your nitro RC, wipe up any spills and properly dispose of fuel-soaked rags.

Handling: At the park or track it's common to carry fuel in a quick-fill bottle. To insure that you don't get your fuel mixed up with someone else's (who might be running a different mixture) label your fuel bottle with your name. If you're running multiple RCs with different fuel mixtures, color-code your bottles to avoid mix-ups.

Storage: As with gas cans stored at home, store your nitro fuel away from open flames (next to the hot water heater with its lit pilot light is not a good storage idea). Keep the container tightly capped to avoid evaporation. Don't store nitro fuel in a damp location either as the [fuel attracts moisture](#) and water in the fuel will render it weak and could be harmful to your nitro engine.

